

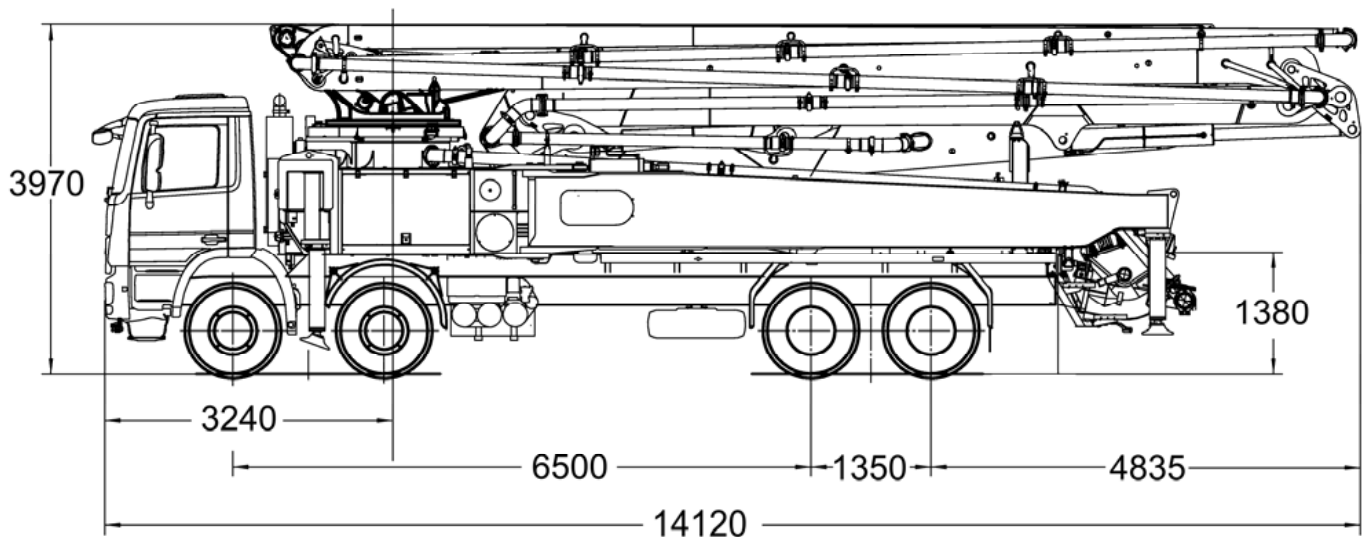
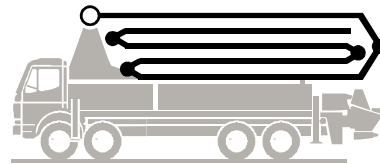
**Putzmeister**

# Truck-mounted concrete pump BSF 56-5.16 H

**.16 H LS**

Output up to 160 m<sup>3</sup>/h

Delivery pressure up to 130 bar\*



Note: Standard version. Dimensions and weights depend on truck, pump model and equipment.  
Dimensions in mm, MB-Actros 4640 B, Euro 2.  
For illustration only.

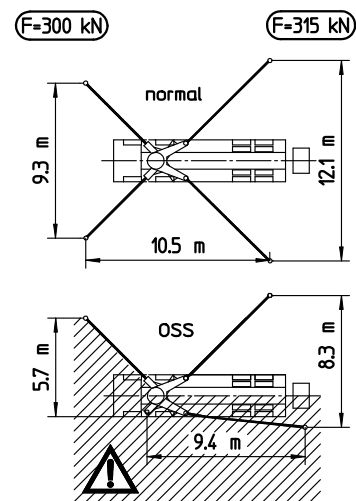
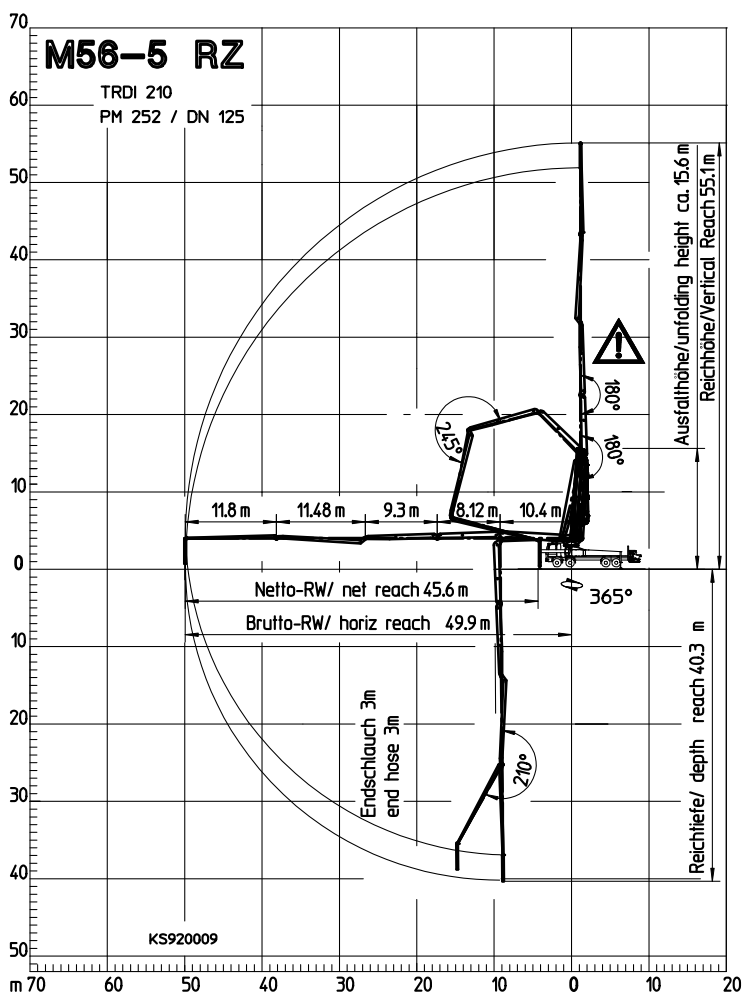
## Technical data

Boom M 56-5		
Sections		5
Reach height	m	55.1
Horizontal reach	gross	m 49.9
	net	m 45.6
Reach depth max.	m	40.3
Unfolding height	m	15.6
End hose length	m	3
Folding system		RZ
Delivery line		DN 125

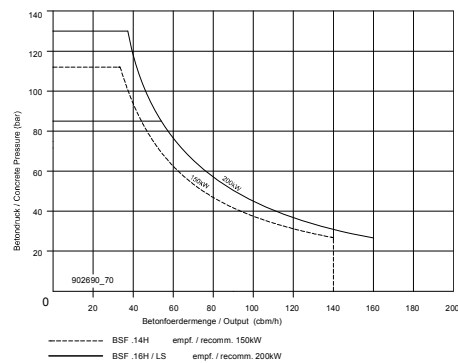
Pump		BSF	.16 H	.16 H LS
Rod side	Output	m <sup>3</sup> /h	160	-
	Delivery pressure	bar	85	-
	Strokes	1/min.	31	-
Piston side	Output	m <sup>3</sup> /h	108	160
	Delivery pressure	bar	130*	85
	Strokes	1/min.	21	26
	Delivery cylinder	Ø mm	230	250
	Stroke	mm	2100	2100

\*) Delivery line boom max. 85 bar.  
All data maximum theoretical.

# Reach information diagram, Support, Performance diagram



Dimensions can differ depending on configuration.



All data max. theor.



Range in which you must not work with the end hose.

## Serial delivery scope

Agitator and water pump radio remote/on site controlled
Agitator safety switch off, RFID with startup protection
Box for sponge balls
Cardan shaft maintenance free
Central lubrication hopper, electrically
Chassis horn via remote control on hopper
Concrete hopper RS 909 with agitator
Connections for hydraulic emergency supply
C-pipe connection for filling water tank
Delivery cylinder chrome-plated
Delivery line (2-layer) PM2520, arm assembly
Delivery piston 'compact' (16 H), 'single' (16 H LS)
Diagnose interface
End hose 3,0 m DN 125, 5,5"
Ergonic Graphic Display (EGD) with machine fault management

Ergonic Pump System (EPS) incl. Ergonic Output Control (EOC)
Flushing water pump 160 l/min 25 bar
Hinged elbow with cleaning port
Hydraulic hose for replacement in hose pack
Lighting modul control box LED
Operating manuals 2 x (1 x paper, 1 x CD-ROM) spare part list
OSS one side support (assistance device) not EEA countries
Platform non-skid
Pump on/off dependent on speed
Radio remote control proportional with display
Remote control without display with 40 m cable
Rubber collar on concrete hopper
Spectacle wear plate DURO 22
Splash guard foldable
Spray hose 10 m incl. bracket

Steps, first step foldable
S-transfer tube switchover fast/slow
Support plates (4 x) in magazine (2 x) open
Swivel support plates
Tool set incl. standard equipment
Towing eye
Wash-out port lid with slide pin
Water supply, hopper (1/2')
Water tank 800 l
Working light for illumination of hopper, detachable

See quotation for exact serial delivery scope.  
Comprehensive range of options available on request.