


Truck-mounted concrete pump 56-5

First-class investment for ambitious targets



Putzmeister

Immense reach – compact in transport

To create great things one needs adequate resources for the implementation. If a larger reach is required for challenging projects in building and underground construction, then the decision in favour of the 56-5 comes easy. Because it brings with it all its strengths, without taking up too much space. Approximately 56 m reach, depending on country-specific licensing regulations on 4 or 5 axles – thus making it very compact in its class.



When it comes to the work, it outperforms others. On the construction site it stands out with its economic support dimensions and its placing boom, which masters great distances and is particularly flexible in its reach. Therefore, it not only boasts impressive diverse application possibilities, but also offers huge scope to place concrete in its most diverse configuration where it is needed. Whether it is very high up, down, or into a building – the 5-arm boom in roll Z-folding reaches almost everywhere. The excellent response characteristics of the boom control also contribute to comfortable operation and efficient placing of concrete. The high-performance pumps from Putzmeister ensure that sufficient output is available.

Achieving ambitious targets

Our 50-years of experience, expertise and the close exchange of information and ideas with customers, operators and suppliers have been worthwhile. The latest generation of our truck-mounted concrete pumps have emerged from this successful interaction.

This generation should offer enhanced comfort in the operation, profitability in day-to-day use and flexibility in the application. The new 56-5 has everything you need. The respected standards like robustness and reliability have been retained. The machines should now operate even more efficiently. We have implemented this consistently. The result is one of the most advanced truck-mounted concrete pumps on the market, which quickly pays for itself and impresses throughout its entire service life with calculable and very moderate operating costs. You are always on the positive side with your investment.



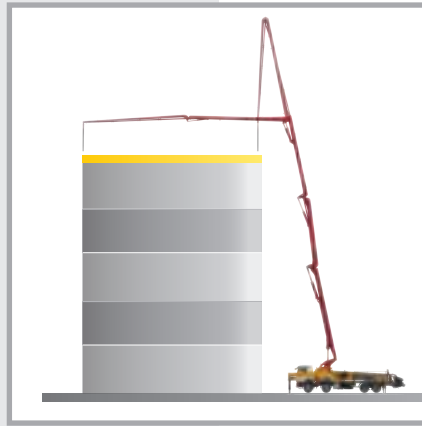
The new generation at a glance

- **Smooth 5-arm placing boom** thanks to intelligent laying of the delivery line and the balanced development of the steel structure
- **Efficient work** through consistently clever ergonomic design
- **Even better safety** through closer consideration for current standards and guidelines
- **Service-friendly** as a result of its optimised accessibility and consistent bolted concept
- **Lower service costs** through maintenance-free components

The placing boom – the impressive designer

Big and strong

With its 5 powerful arms it easily reaches 50 m. 5 arms also means a high degree of versatility, because when concreting in buildings for example the hinge of the 5th arm can be critical in reaching inside buildings. In addition, the placing boom in roll Z-folding is the successful combination of flexibility and compactness. With an extremely low unfolding height, optimal slip properties and minimal dimensions for the set-up, you have almost unlimited possibilities for use. The advantages of the roll and Z-folding are thus impressively combined. The optimised kinematics also ensures no “dead space” arises, but ample workspace is created.



ergonic®
inside

Comfortable handling

Particularly in situations, which demand very precise movements of the boom due to tight spaces, the lightweight design and the direct response characteristics of the optimised boom control ensure the necessary reliability. The minimal boom vibrations also in the case of high delivery rates facilitate the placing of the concrete and increase safety. The clever laying of the delivery lines and the balanced development of the steel structure are largely responsible for this.

The supplementary equipment EBC (Ergonic® Boom Control) a fully electronic control system for the placing boom, provides even more comfort. The integrated vibration damping eases the burden on operators thanks to constantly smooth guidance of the end hose. The boom can be moved even more smoothly using the joystick in one-handed operation. Setting arm positioning parameters in restricted areas increases operational reliability.

Resilience is part and parcel of the standard equipment

Your machines work most efficiently when they are used at full capacity. This also includes versatile use and constant availability where possible. The costs for service and maintenance must be kept low. With this in mind, we have once again improved the new series by installing maintenance-free components with high resistance against wear and with many standard components. For example, the service life of the delivery line could be maximised as a result of the wear-optimised 45° delivery line bends with long collars in every quality type. The good accessibility makes service and repair work easier, quicker and more cost-effective.



The new boom at a glance

- **Approx. 56 m vertical reach with 5 arms in roll Z-folding**
- **No dead space**, enhanced flexibility
- **Direct response characteristics** of boom control
- **Safety** thanks to reduced boom vibrations
- **EBC (optional)** for vibration damping, one-handed control, restriction of workspace
- **Standard delivery line bends of 90° and 45°** with extended collars on both sides for longer service life

The substructure – Narrow supports, as standard



Balance is key

More effort also means more costs. The tooling times should therefore be kept to a minimum. With the TRDI support developed by Putzmeister you save time and space, without compromising on safety.

Telescopic support legs can also be securely placed in minimal spaces between obstacles. With the optional One Side Support (OSS*) and ESC (Ergonic® Setup Control)** the noticeably smaller support width of less than 12 m is reduced by roughly $\frac{1}{3}$. An important side effect: Full use is made of the net horizontal reach for the fully supported side.

* OSS – assistance system for One Side Support, as standard


** ESC – safety system for One Side Support (i.a.w. EN 12001:2012), as standard

The new substructure at a glance

- **Flexible, space-saving TRDI support system**
- **Significantly reduced support widths** with use of OSS and ESC
- **Less obstacles in the surrounding area**, such as traffic for example
- **Comprehensive bolt concept** creates more flexibility and availability
- **Ergonomic work platform** with anti-slip surface



Efficiency is taken into account



The TRDI also offers a remarkable effect in terms of force distribution: If the machine is supported correctly it stands freely on the legs. Forces are not distributed to the vehicle frame, but are distributed over the support legs. The vehicle is protected and the service life and availability increased.

The low-wear and maintenance-free components, as well as the new comprehensive bolted concept ensure this. The consistent use of standard components also contributes to a noticeable reduction in the operating and maintenance costs.

Generosity is key

Not only in terms of user-friendliness does the 56-5 satisfy all demands, in particular those of the operators. The ergonomic open-plan work platform with its anti-slip surface offers ease of movement and space for accessories. It guarantees optimal accessibility for maintenance and service work.

120°
140° with A-arm vertical (ESC)



One-side support with ESC or OSS:
The support legs are fully positioned on one side. The opposite side has one-sided support. The arm package can be moved in the yellow area.

365° with A-arm vertical




The K position (ESC only) is a special type of one-side support.
One swivel leg remains in the one-sided support position. The other legs are fully supported. The arm package can be moved in the yellow area.

365° with A-arm vertical



The Y position (ESC only) is a special type of one-side support.
It enables work towards the front beyond the cab, with restricted spatial conditions.

The concrete pump – stroke for stroke high performance over a long service life



The big heart of the 56-5

Concrete pumps from Putzmeister are designed for all common types of concrete with their coordinated geometry. This is thanks to the closed loop of the free flow hydraulics, among other things. This drive transfers more power and saves resources because the oil reaches the cylinder with minimal losses.

A further success factor is the S-tube point, which has a long service life even with wear-intensive materials. The S-tube is reinforced with hard layer welding. The service intervals are considerably longer and the availability of the machine is higher than for other systems.

Like with all Putzmeister truck-mounted concrete pumps, different pumps are available with 85 bar delivery pressure. Different pump unit are available on all Putzmeister pumps. The 16 H with 230 cylinders. The smoother 16 HLS with 250 cylinders with lower number of strokes therefore less wear than the 'H'. All with 85 bar delivery pressure and 160 m³/h delivery rate. You are therefore able to base your offer entirely on the requirements of your customers.

The pump at a glance

- **Pump geometry** is optimally coordinated to all common types of concrete
- **Service-friendly control system** with free flow hydraulics and thus consistently high oil quality
- **Particularly wear-resistant design of S-tube switch**, which guarantees long service life
- **Optimised hopper** (bolted grille, improved shape and optimised S-tube storage)
- **Agitator safety shutdown via RFID** (Radio Frequency Identification), a detection system with help of electromagnetic waves, including start-up protection
- **Smooth, optimised pumping** with EPS and EOC, protects the pump and the vehicle
- **Optimised switchover with SN control and Push Over** avoids wear-intensive pressure peaks
- **Comfortable operation** with display and radio remote control system
- **Lower operating costs** thanks to maintenance-free components, avoidance of special components and good accessibility
- **Improved replacement of components** with bolted concept



Calculated down to the finest detail

Here nothing is left to chance, because success can be controlled. Thanks to the computer-based control via EPS (Ergonic® Pump System) which is integrated as standard in all models. The excellent performance and comfortable operation of the concrete pump is guaranteed. EPS controls the pumping process using computers so that it is smoother overall, and the boom vibrations are reduced. The pump data is optimally coordinated with EPS and adapted to the respective application.

Besides EPS, EOC (Ergonic® Output Control) is an effective module to work efficiently and safe. EOC controls the engine speed with lower fuel consumption, wear and noise. Unfavourable areas are automatically avoided. EOC is included in EPS and thus integrated as standard in all pumps.

The same applies to the so-called SN (Surge Neutralizer) control and Push Over. They ensure that switchovers are optimised and wear-intensive pressure peaks are avoided. In addition to the reduction of boom vibrations, they extend the service life of the drive, delivery line and mounting.

Accommodating in the operation

Everything under control and always the best overview. This is simple and comfortable with the EPS-controlled pump because the graphic display and the radio remote control system facilitate the operation and ensure transparency. At the EGD (Ergonic® Graphic Display) the driver can view all relevant machine data and set or adjust individual parameters. Thanks to a reliable fault management system, the machine can be operational in the event of a fault, and even in emergency operation.



56-5

With the Putzmeister 56-5 we offer you a machine which already boasts substantial equipment as standard. With the diverse optional equipment, you can also adapt your range of services to the needs and requirements of your customers.



Supplied as standard

Ergonic® (EPS, EOC and EGD with fault management)
Hopper centralised lubrication system
Radio remote control system with display and additional cable remote control
Rotatable 45° delivery line bend with long collars
Spacious platform
Ergonomic work platform
OSS (One Side Support) and ESC
Water tank with 800 l
Agitator safety shutdown via RFID with start-up protection
Connections for emergency supply
Chromium-plated delivery cylinder

Optional

Vibrator can be positioned as required thanks to the screwed-in grille
Wide range of lighting systems
Bypass filter for even better oil quality
EBC (Ergonic® Boom Control)
Collapsible under ride guard with lighting
Compressor

And much more ...

Collapsible steps (optional)

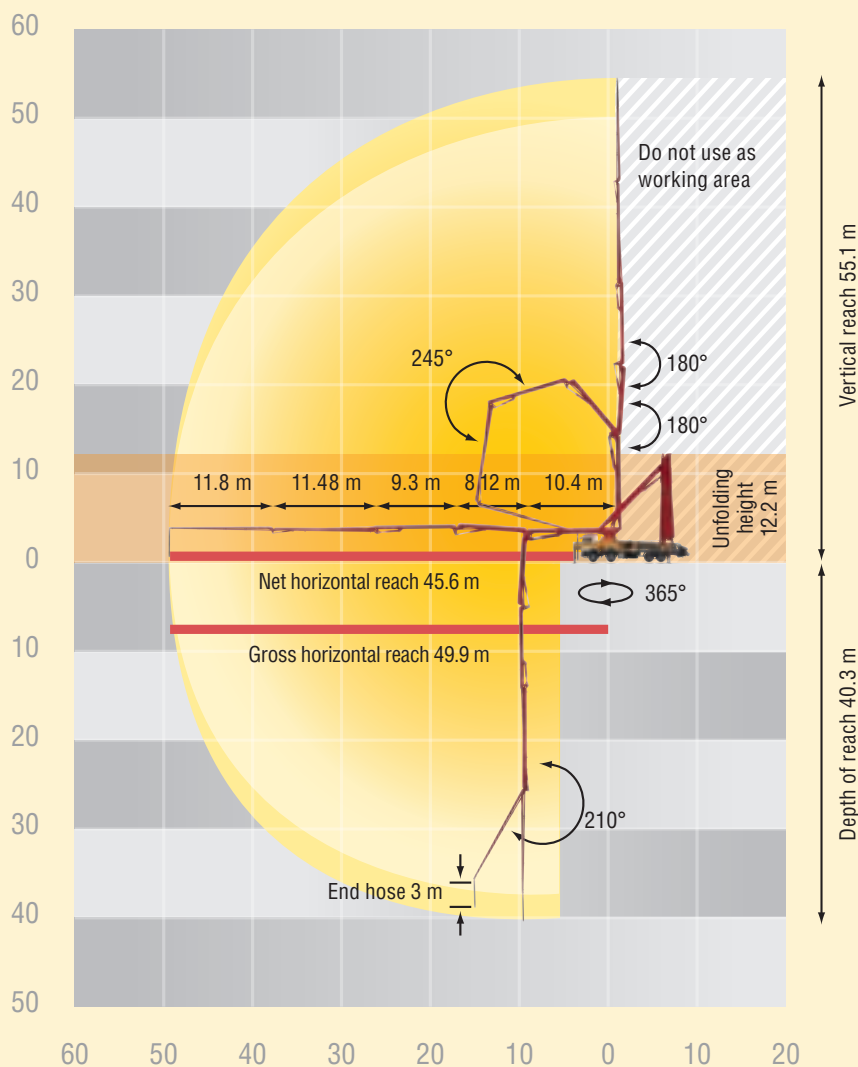
Service

- **Service points** in over 150 countries across the globe
- **24-hour emergency service** in Germany
- **Tested original parts with warranty** and a 24-hour delivery service
- **Status and diagnosis data via Ergonic® Tele Service (ETS)** with transfer to separate workshop or Putzmeister service partner

- **Manufacturer's inspection in accordance with the requirements of the VDMA (German Engineering Federation)**
- **Individual training courses and seminars** in the Putzmeister Academy
- **Competent advice and planning support** for large projects, e.g. for concreting logistics, concreting processes and concreting technology by Putzmeister project engineers of CPD (Concrete Project Division)

If you have any further questions we are happy to answer them:

spareparts@pmw.de
(for questions on spare parts)
services@pmw.de
(for technical questions)

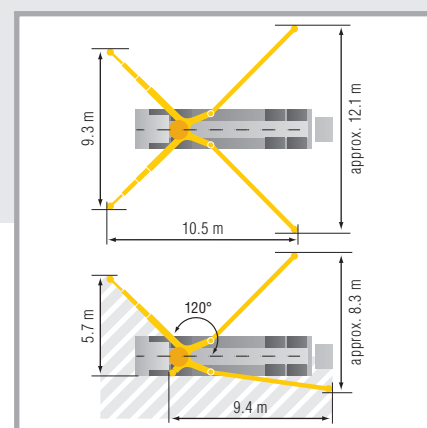


Technical data – Placing boom

Folding type	5-arm roll Z-folding (RZ)
Vertical reach	55.1 m
Horizontal reach	49.9 m (gross)
Depth of reach	40.3 m
Unfolding height	12.2 m
End hose length	max. 3 m
Delivery lines	DN 125
Slewing circle	365°

Technical data – General

Support width	front / rear
normal	9.3 m / approx. 12.1 m
OSS/ESC*	5.7 m / approx. 8.3 m
Overall length	approx. 14.1 m
Height	under 4.0 m



Dimensions are model-dependent and may vary. Gross weight depending on equipment and chassis ≤ 43 t

Technical data – Pumps

Type	Delivery rate m ³ /h	Pressure bar	Stroke mm	Cylinder Ø mm	Strokes/ min
16 H	160	85	2100	230	31
16 H LS	160	85	2100	250	26

All data represents theoretical maximum values

Max. delivery rates and max. concrete pressures cannot be operated at the same time.

Standard boom pipework: Pressure up to max. 85 bar.

* ESC (Ergonic® Setup Control) – safety system for One Side Support (i.a.w. EN 12001:2012); availability and scope of functions depend on machine model.

OSS (One Side Support) – assistance system for One Side Support. Availability depends on machine model.

Not authorised for the European Economic Area (EEA).

The 56-5 at a glance

- **Smooth 5-arm placing boom**
thanks to intelligent laying of the delivery line and the balanced development of the steel structure
- **Efficient work** through consistently clever ergonomic design
- **Even better safety** through closer consideration for current standards and guidelines
- **Service-friendly** as a result of its optimised accessibility and consistent bolted concept
- **Lower service costs** through maintenance-free components



Note: The diagrams in the prospectus do not necessarily correspond to the full scope of standard equipment for the machines.
Further prospectuses: Ergonic® 3763




Putzmeister Concrete Pumps GmbH

Max-Eyth-Straße 10 · 72631 Aichtal

Postfach 2152 · 72629 Aichtal

Tel. +49 (7127) 599-0 · Fax +49 (7127) 599-520

pmw@pmw.de · www.putzmeister.com



Putzmeister